

Feed-through terminal block - PT 16 N BU - 3212142

Please be informed that the data shown in this PDF Document is generated from our Online Catalog. Please find the complete data in the user's documentation. Our General Terms of Use for Downloads are valid (<http://phoenixcontact.com/download>)




Feed-through terminal block, nom. voltage: 1000 V, nominal current: 76 A, connection method: Push-in connection, number of connections: 2, cross section: 0.5 mm² - 25 mm², AWG: 20 - 4, width: 12.2 mm, color: blue, mounting type: NS 35/7,5, NS 35/15

Why buy this product

- ✓ The Push-in connection terminal blocks are characterized by the system features of the CLIPLINE complete system and by easy and tool-free wiring of conductors with ferrules or solid conductors
- ✓ The compact design and front connection enable wiring in a confined space
- ✓ In addition to the testing facility in the double function shaft, all terminal blocks provide an additional test connection
- ✓ Tested for railway applications



Key Commercial Data

Packing unit	50 STK
GTIN	 4 046356 494830
GTIN	4046356494830
Weight per Piece (excluding packing)	31.080 g
Weight per piece (including packing)	31.080 g
Custom tariff number	85369010
Country of origin	Poland
Sales Key	A1 - Terminal Strips

Technical data

General

Number of levels	1
Number of connections	2
Potentials	1
Nominal cross section	16 mm ²
Color	blue
Insulating material	PA

Feed-through terminal block - PT 16 N BU - 3212142

Technical data

General

Flammability rating according to UL 94	V0
Area of application	Railway industry
	Machine building
	Plant engineering
Rated surge voltage	8 kV
Degree of pollution	3
Overvoltage category	III
Insulating material group	I
Maximum power dissipation for nominal condition	2.43 W
Maximum load current	85 A (with 25 mm ² conductor cross section)
Nominal current I _N	76 A
Nominal voltage U _N	1000 V
Open side panel	Yes
Relative insulation material temperature index (Elec., UL 746 B)	130 °C
Temperature index of insulation material (DIN EN 60216-1 (VDE 0304-21))	130 °C
Static insulating material application in cold	-60 °C
Behavior in fire for rail vehicles (DIN 5510-2)	Test passed
Flame test method (DIN EN 60695-11-10)	V0
Oxygen index (DIN EN ISO 4589-2)	>32 %
NF F16-101, NF F10-102 Class I	2
NF F16-101, NF F10-102 Class F	2
Surface flammability NFPA 130 (ASTM E 162)	passed
Specific optical density of smoke NFPA 130 (ASTM E 662)	passed
Smoke gas toxicity NFPA 130 (SMP 800C)	passed
Calorimetric heat release NFPA 130 (ASTM E 1354)	28 MJ/kg
Fire protection for rail vehicles (DIN EN 45545-2) R22	HL 1 - HL 3
Fire protection for rail vehicles (DIN EN 45545-2) R23	HL 1 - HL 3
Fire protection for rail vehicles (DIN EN 45545-2) R24	HL 1 - HL 3
Fire protection for rail vehicles (DIN EN 45545-2) R26	HL 1 - HL 3

Dimensions

Width	12.2 mm
End cover width	2.2 mm
Length	75.4 mm
Height NS 35/7,5	52.6 mm
Height NS 35/15	60.1 mm

Connection data

Connection method	Push-in connection
Connection in acc. with standard	IEC 60947-7-1
Conductor cross section solid min.	0.5 mm ²

Feed-through terminal block - PT 16 N BU - 3212142

Technical data

Connection data

Conductor cross section solid max.	25 mm ²
Conductor cross section AWG min.	20
Conductor cross section AWG max.	4
Conductor cross section flexible min.	0.5 mm ²
Conductor cross section flexible max.	16 mm ²
Min. AWG conductor cross section, flexible	20
Max. AWG conductor cross section, flexible	6
Conductor cross section flexible, with ferrule without plastic sleeve min.	0.5 mm ²
Conductor cross section flexible, with ferrule without plastic sleeve max.	16 mm ²
Conductor cross section flexible, with ferrule with plastic sleeve min.	0.5 mm ²
Conductor cross section flexible, with ferrule with plastic sleeve max.	16 mm ²
2 conductors with same cross section, stranded, TWIN ferrules with plastic sleeve, min.	1.5 mm ²
2 conductors with same cross section, stranded, TWIN ferrules with plastic sleeve, max.	4 mm ²
Stripping length	18 mm
Internal cylindrical gage	A7

Standards and Regulations

Connection in acc. with standard	IEC 60947-7-1
Flammability rating according to UL 94	V0
Fire protection for rail vehicles (DIN EN 45545-2) R22	HL 1 - HL 3 HL 1 - HL 3 HL 1 - HL 3 HL 1 - HL 3
Fire protection for rail vehicles (DIN EN 45545-2) R23	HL 1 - HL 3 HL 1 - HL 3 HL 1 - HL 3 HL 1 - HL 3
Fire protection for rail vehicles (DIN EN 45545-2) R24	HL 1 - HL 3 HL 1 - HL 3 HL 1 - HL 3 HL 1 - HL 3
Fire protection for rail vehicles (DIN EN 45545-2) R26	HL 1 - HL 3 HL 1 - HL 3 HL 1 - HL 3 HL 1 - HL 3

Environmental Product Compliance

China RoHS	Environmentally friendly use period: unlimited = EFUP-e
	No hazardous substances above threshold values

Drawings

Circuit diagram



Classifications

eCl@ss

eCl@ss 4.0	27141120
eCl@ss 4.1	27141120
eCl@ss 5.0	27141120
eCl@ss 5.1	27141120

Feed-through terminal block - PT 16 N BU - 3212142

Classifications

eCl@ss

eCl@ss 6.0	27141120
eCl@ss 7.0	27141120
eCl@ss 8.0	27141120
eCl@ss 9.0	27141120

ETIM

ETIM 2.0	EC000897
ETIM 3.0	EC000897
ETIM 4.0	EC000897
ETIM 5.0	EC000897
ETIM 6.0	EC000897

UNSPSC

UNSPSC 6.01	30211811
UNSPSC 7.0901	39121410
UNSPSC 11	39121410
UNSPSC 12.01	39121410
UNSPSC 13.2	39121410

Approvals

Approvals


Approvals

VDE Zeichengenehmigung / IECEx CB Scheme / UL Recognized / cUL Recognized / EAC / CSA / BV / LR / DNV GL / PRS / cULus Recognized

Ex Approvals


ATEX / IECEx / UL Recognized / cUL Recognized / cULus Recognized


Approval details


VDE Zeichengenehmigung		http://www2.vde.com/de/Institut/Online-Service/VDE-gepruefteProdukte/Seiten/Online-Suche.aspx	40040917
Nominal voltage UN	1000 V		
Nominal current IN	76 A		
mm ² /AWG/kcmil	0.5-16		

Feed-through terminal block - PT 16 N BU - 3212142


Approvals

IECEE CB Scheme		http://www.iecee.org/	DE1-55471
Nominal voltage UN	1000 V		
Nominal current IN	76 A		
mm ² /AWG/kcmil	0.5-16		

UL Recognized		http://database.ul.com/cgi-bin/XYV/template/LISEXT/1FRAME/index.htm	FILE E 60425
	B	C	
Nominal voltage UN	600 V	600 V	
Nominal current IN	85 A	85 A	
mm ² /AWG/kcmil	20-4	20-4	

cUL Recognized		http://database.ul.com/cgi-bin/XYV/template/LISEXT/1FRAME/index.htm	FILE E 60425
	B	C	
Nominal voltage UN	600 V	600 V	
Nominal current IN	85 A	85 A	
mm ² /AWG/kcmil	20-4	20-4	


EAC		EAC-Zulassung
-----	---	---------------

CSA		http://www.csagroup.org/services-industries/product-listing/	13631
	B	C	
Nominal voltage UN	600 V	600 V	
Nominal current IN	70 A	70 A	
mm ² /AWG/kcmil	20-4	20-4	


BV		http://www.veristar.com/portal/veristarinfo/generalinfo/approved/approvedProducts/equipmentAndMaterials	37796/A2 BV
----	---	---	-------------


Feed-through terminal block - PT 16 N BU - 3212142

Approvals

LR		http://www.lr.org/en	12/20038 (E3)
----	---	---	---------------

DNV GL		http://exchange.dnv.com/tari/	TAE000010T
--------	--	---	------------

PRS		http://www.prs.pl/	TE/2107/880590/16
-----	---	---	-------------------

cULus Recognized		http://database.ul.com/cgi-bin/XYV/template/LISEXT/1FRAME/index.htm	
------------------	---	---	--